


Hidden Stand Instructions

COMPONENTS LIST:





- 1) On the back of the 2-PC aluminum angle brace stands attach bumper bar with 5/16" cap nut included.



- 2) Peel back protective plastic from bottom of mirror by the corners.

Indicated by red tape flags stand mirror up and attach aluminum angle brace stands to the back of mirror with 4-PC 10-24"x1 1/2" round head screws included.



- 3) Bring mirrors into their location and carefully remove plastic covers.

Do not press against the soft Mirrorlite face. Only clean with Mirrorlite cleaning kit.

